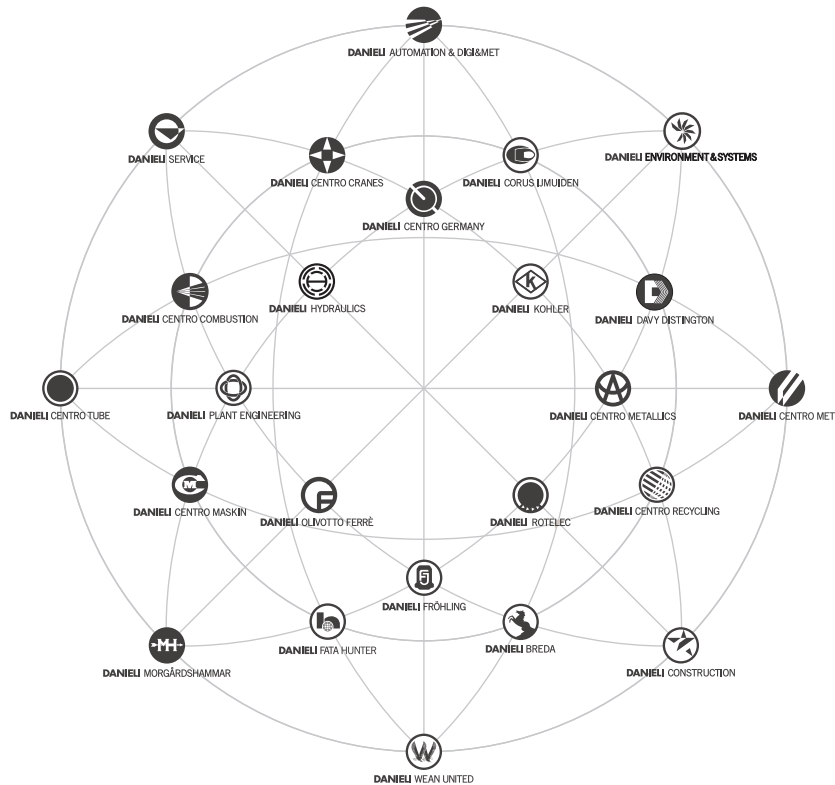
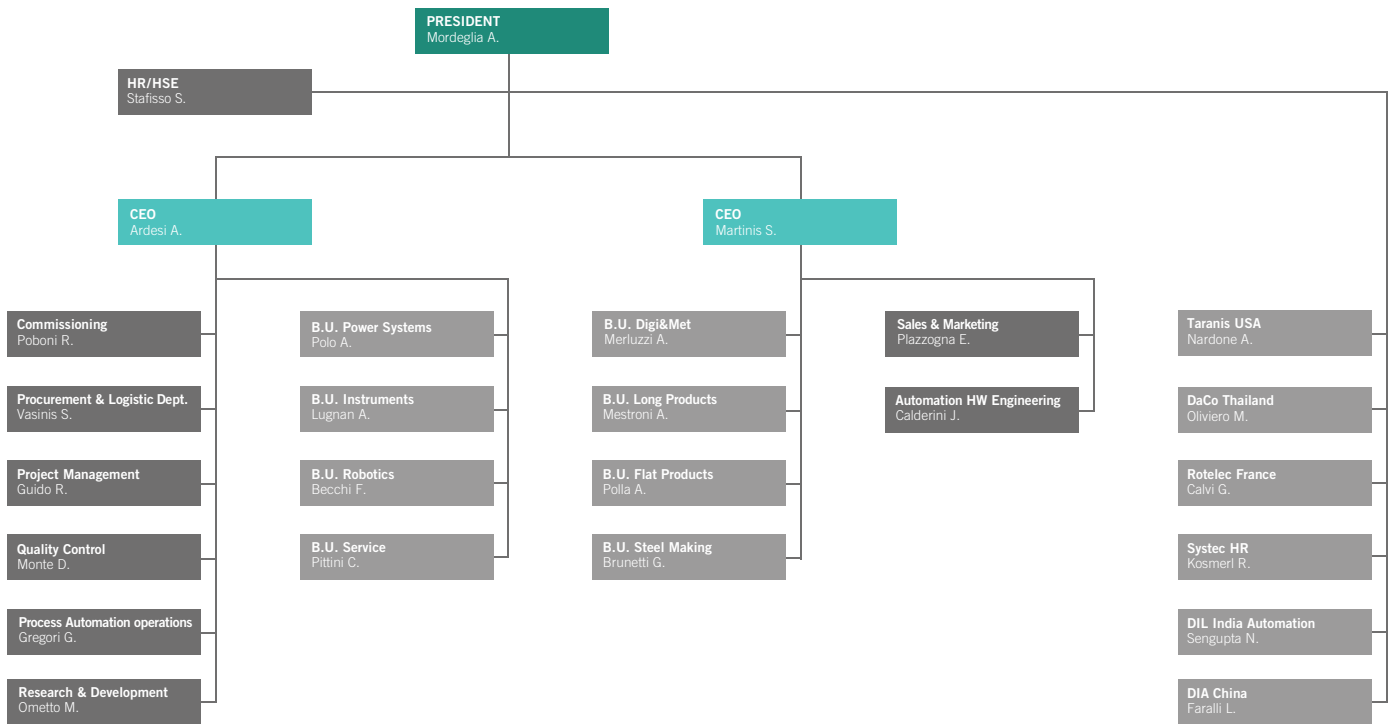


DANIELI
AUTOMATION

2025 Annual Report



Danieli Plant Engineering	Since 1964	Italy	Turnkey Plants and Systems Engineering
Danieli Fata EPC	Since 1965	Italy, USA, India, China, UAE	Turnkey Plant Engineering, Procurement, Construction
Danieli Automation & Digi&Met	Since 1969	Italy, USA	Process Control Systems
Danieli Centro Metallics	Since 1987	Italy	Ore Processing and Direct Reduction Plants
Danieli Corus IJmuiden	Since 1977	The Netherlands	Integrated Steelmaking Plants
Danieli Centro Germany	Since 2011	Austria, Germany	Oxygen Converter Steelmaking Plants
Danieli Centro Recycling	Since 1998	Italy, UK, France, Germany, USA	Scrap Processing Plants
Danieli Centro Met	Since 1914	Italy, Austria	Electric Steelmaking and Long Product Casters
Danieli Davy Distington	Since 1951	UK, Italy	Thick and Thin Slab Casters
Danieli Wean United	Since 1901	Italy, USA, Germany	Flat Product Rolling Mills and Strip Processing Lines
Danieli Kohler	Since 1959	USA, Italy	Air Wiping Equipment for Zinc Coating
Danieli Fröhling	Since 1947	Germany	Speciality Mills and Strip Finishing Lines
Danieli Fata Hunter	Since 1936	Italy, USA	Aluminium Casting, Rolling and Coil Coating Lines
Danieli Morgårdshammar	Since 1856	Italy, Sweden	Long Product Rolling Mills
Danieli Centro Tube	Since 2004	Italy	Seamless Pipe Plants
Danieli Centro Maskin	Since 1953	Italy, Sweden	Conditioning, Drawing and Finishing Plants
Danieli Rotelec	Since 1977	France, Italy	EMS and Induction Heating Systems
Danieli Hydraulics	Since 2008	Italy, Thailand	Industrial Hydraulic and Lubrication Equipment
Danieli Breda	Since 1950	Italy	Extrusion and Forging Plants
Danieli Centro Combustion	Since 1981	Italy	Heating Systems
Danieli Olivotto Ferrè	Since 1927	Italy	Heat Treatment Furnaces
Danieli Centro Cranes	Since 1958	Italy	Heavy-duty Cranes
Danieli Environment & Systems	Since 1973	Italy	Green Technology and Systems
Danieli Construction	Since 2003	Italy, Thailand	Turnkey Construction, Erection & Systems Engineering
Danieli Service	Since 1962	Italy, Austria, China, India, USA, Brazil, Thailand	Technical Service and Original Spare Parts



Board of Directors

Board of Directors

- Ing. Antonello Mordegli
PRESIDENT
- Dr. Alessandro Brussi
VICE PRESIDENT
- Ing. Alessandro Ardesi
CEO
- Ing. Stefano Martinis
CEO
- Ing. Enrico Plazzogna
ADMINISTRATOR
- Dr. Stefano Stafisso
ADMINISTRATOR
- Sig. Marco Ometto
ADMINISTRATOR

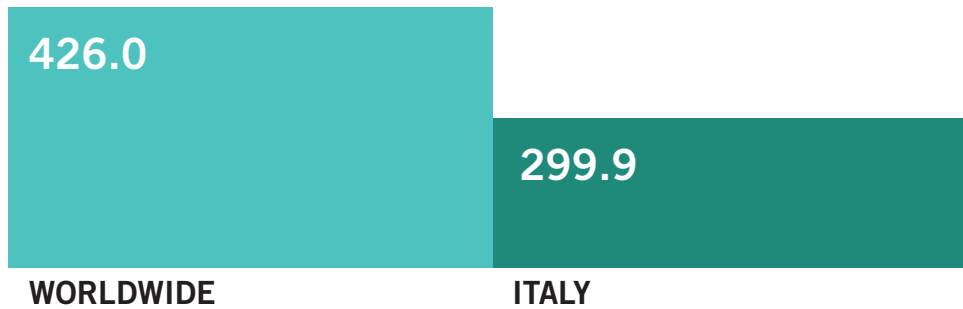
Board of Statutory Auditors

Board of Statutory Auditors

- Dr. Michele Del Fabbro
PRESIDENT
- Dr. Alessandro Ardiani
AUDITOR
- Dr. Vincenza Bellettini
AUDITOR
- Dr. Marco Kraner
DEPUTY AUDITOR
- Dr. Cristina Selenscig
DEPUTY AUDITOR

2025 ANNUAL REPORT

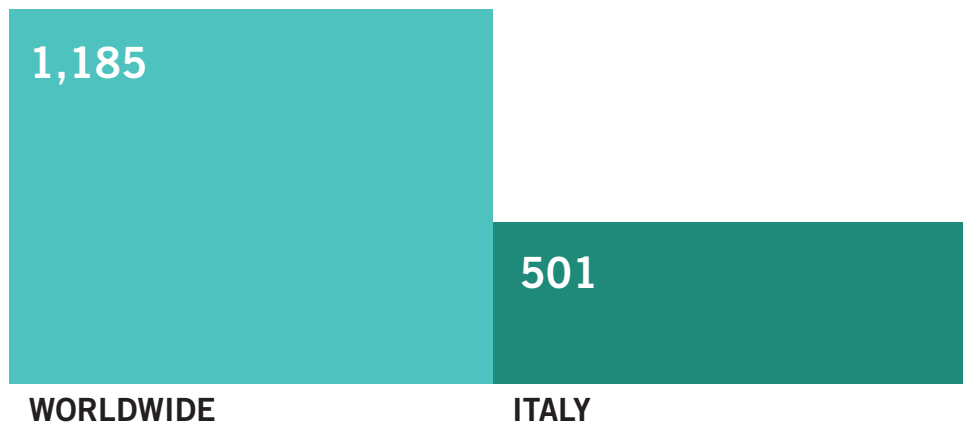
REVENUES in millions of Euro



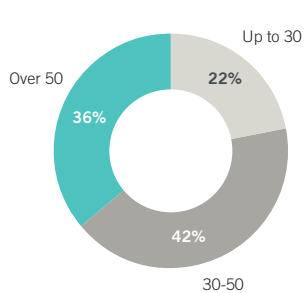
RESEARCH & DEVELOPMENT in millions of Euro



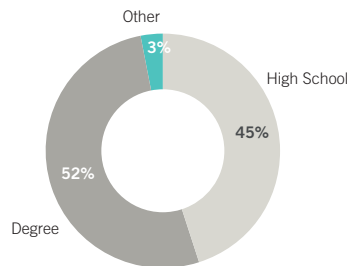
EMPLOYEES



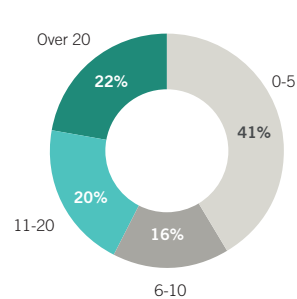
AGE OF EMPLOYEES



EDUCATIONAL LEVEL



SENIORITY OF SERVICE





Fixed assets

in euro	June 30, 2024	June 30, 2025
B) FIXED ASSETS		
I. Intangible assets		
2) Development costs	61	0
3) Invention patents and intellectual property rights	567.353	343.015
5) Goodwill	135.489	96.778
6) Intangible assets in progress	196.162	526.198
7) Other intangible assets	501.944	429.620
TOTAL	1.374.009	1.395.611
II. Property, plant and equipment		
1) Land and buildings	9.902.297	9.612.643
2) Plant and machinery	1.372.555	1.284.996
3) Industrial and commercial equipment	451.468	377.770
4) Other assets	575.559	539.303
5) Tangible fixed assets in progress and advance payments	0	106.455
TOTAL	12.301.879	11.921.167
III. Investments		
1) Equity investments:		
a) Subsidiary companies	104.523	104.523
b) Associated companies	156.599.500	156.599.500
d) Other companies	65.033	65.033
Total	156.769.056	156.769.056
2) Receivables:		
d-bis) To others		
- beyond the next financial year	69.642	92.513
Total	69.642	92.513
TOTAL	156.838.698	156.861.569
TOTAL FIXED ASSETS (B)	170.514.586	170.178.347



in euro	June 30, 2024	June 30, 2025
C) CURRENT ASSETS		
I. Inventories		
1) Raw materials, ancillary materials and consumables	14.240.226	12.936.232
3) Construction contracts	80.997.318	87.992.671
5) Advances	51.277.019	45.299.737
TOTAL	146.514.563	146.228.641
II. Receivables		
1) Trade receivables:		
- within the next financial year	16.092.501	35.407.033
- beyond the next financial year	0	0
2) From subsidiary companies	693.590	1.150.187
4) From parent company	95.692.171	106.028.930
5) To companies under the control of parent companies	41.887.367	50.314.206
5-bis) Tax receivables		
- within the next financial year	37.467.648	29.930.763
- beyond the next financial year	6.666.728	0
5-ter) Deferred tax assets	4.304.516	4.872.242
5-quater) To others:		
- within the next financial year	605.572	394.356
TOTAL	203.410.093	228.097.717
III. Investments other than equity investments		
7) Financial assets for centralised treasury management	0	8.165.461
Total	0	8.165.461
IV. Cash and cash equivalents		
1) Bank and postal deposits	7.693.823	8.535.905
3) Cash in hand	24.931	17.761
Total	7.718.754	8.553.666
TOTAL CURRENT ASSETS (C)	357.643.410	391.045.485
D) ACCRUED INCOME AND PREPAYMENTS		
TOTAL ACCRUED INCOME AND PREPAYMENTS (D)	855.046	1.200.061
TOTAL ASSETS	529.013.042	562.423.894

Current assets

Liabilities

in euro	June 30, 2024	June 30, 2025
A) SHAREHOLDERS' EQUITY		
I. Share capital		
TOTAL	10.000.000	10.000.000
IV. Legal reserve		
TOTAL	2.000.000	2.000.000
VII. Other reserves		
a) extraordinary	149.806.497	153.398.497
b) sundry	140.017	140.017
c) merger surplus	1.545	1.545
TOTAL	149.948.059	153.540.059
IX. Net profit for the year		
	13.592.000	22.658.301
TOTAL SHAREHOLDERS' EQUITY (A)	175.540.058	188.198.359
B) PROVISIONS FOR RISKS AND CHARGES		
3) Other	12.929.446	12.425.794
TOTAL PROVISIONS FOR RISKS AND CHARGES (B)	12.929.446	12.425.794
C) EMPLOYEE SEVERANCE INDEMNITY		
TOTAL PROVISION FOR EMPLOYEE SEVERANCE INDEMNITIES (C)	2.691.255	2.563.664



in euro	June 30, 2024	June 30, 2025
D) PAYABLES		
4) Bank debts		
- within the next financial year	358.456	213.201
Total	358.456	213.201
6) Advances		
a) Customer advance payments:		
- within the next financial year	61.595.168	91.282.976
b) Group company advance payments		
- within the next financial year	75.158.111	65.383.237
Total advances	136.753.279	156.666.213
c) Third-party turnover in progress		
- within the next financial year	13.660.649	10.080.304
d) Group turnover in progress		
- within the next financial year	37.663.032	49.111.779
Total	51.323.681	59.192.083
TOTAL	188.076.960	215.858.296
7) Due to suppliers:		
- within the next financial year	82.880.824	82.470.943
Total	82.880.824	82.470.943
9) Due to subsidiaries:		
- within the next financial year	6.853.240	8.095.606
- beyond the next financial year		
TOTAL	6.853.240	8.095.606
11) Due to parent company:		
- within the next financial year	29.350.078	23.581.052
Total	29.350.078	23.581.052
11-bis) Due to companies controlled by parent companies		
- within the next financial year	12.847.522	11.219.135
Total	12.847.522	11.219.135
12) Taxes due:		
- within the next financial year	1.911.077	1.696.416
Total	1.911.077	1.696.416
13) Due to social security institutions:		
- within the next financial year	1.574.659	1.706.004
Total	1.574.659	1.706.004
14) Other payables:		
- within the next financial year	10.521.108	10.388.864
TOTAL	10.521.108	10.388.864
TOTAL PAYABLES (D)	334.373.922	355.229.518
E) ACCRUED LIABILITIES AND DEFERRED INCOME		
	3.478.360	4.006.559
TOTAL LIABILITIES	529.013.042	562.423.894

Liabilities

Income statement

in euro	June 30, 2024	June 30, 2025
A) VALUE OF PRODUCTION		
1) Revenues from sales and services	168.979.767	245.784.876
3) Change in construction contracts	90.218.964	46.379.563
4) Own work capitalised	169.162	361.528
5) Other operating income	2.646.924	7.350.521
a) Contributions for operating expenses		
TOTAL VALUE OF PRODUCTION (A)	262.014.817	299.876.489
B) COST OF PRODUCTION		
6) Raw materials and consumables	(115.799.679)	(142.518.101)
7) Services	(74.796.147)	(77.433.798)
8) Use of third-party assets	(1.632.807)	(1.796.171)
9) For personnel		
a) Wages and salaries	(27.334.205)	(27.702.818)
b) Social security	(7.588.308)	(7.824.138)
c) Employee severance indemnity	(1.939.654)	(1.964.115)
e) Other costs	(51.184)	(95.159)
TOTAL	(229.141.984)	(259.334.301)
10) Amortization, depreciations and write-downs		
a) Amortization of intangible assets	(577.282)	(618.758)
b) Depreciation of property, plant and equipment	(736.013)	(804.049)
c) Write-down of receivables included in current assets and of cash and cash equivalents	0	0
TOTAL	(1.313.295)	(1.422.807)
11) Change in inventories of raw materials, consumables and goods	(814.445)	(1.303.994)
12) Provisions for risks	(9.554.651)	(4.345.171)
14) Sundry costs	(3.726.541)	(4.738.783)
TOTAL COST OF PRODUCTION (B)	(244.550.916)	(271.145.056)
DIFFERENCE BETWEEN VALUE AND COST OF PRODUCTION (A - B)	17.463.901	28.731.434



in euro	June 30, 2024	June 30, 2025
C) FINANCIAL INCOME AND CHARGES		
16) Other financial income		
d) Sundry income		
- from others	1.232.939	1.482.906
Total	1.232.939	1.482.906
Total financial income	1.232.939	1.482.906
17) Interest and other financial charges		
a) To parent companies	(1.219.969)	(292.234)
c) To others	(3.920)	(81)
Total financial charges	(1.223.889)	(292.314)
17-bis) Foreign exchange (losses)/gains	55.391	(525.436)
TOTAL FINANCIAL INCOME AND CHARGES (C)	64.442	665.156
D) IMPAIRMENT OF FINANCIAL ASSETS AND LIABLES		
19) Write-downs		
a) of equity investments	0	0
TOTAL IMPAIRMENT OF FINANCIAL ASSETS AND LIABLES (D)	0	0
PROFIT BEFORE TAX	17.528.343	29.396.589
22) Income taxes		
- current taxes	(5.206.438)	(8.900.000)
- taxes from previous years	784.108	1.593.985
- deferred tax assets/(liabilities)	485.987	567.726
TOTAL	(3.936.343)	(6.738.289)
23) NET PROFIT FOR THE PERIOD	13.592.000	22.658.301

Income statement

The above Balance Sheet and Income Statement correspond to the Company's accounting records and entries.



HEADQUARTERS



DANIELI

Via Nazionale, 41
33042 Buttrio (UD) Italy
Phone (39) 0432 195 8111
Fax (39) 0432 195 82 89
www.danieli.com
info@danieli.com



DANIELI AUTOMATION

Via Bonaldo Stringher, 4
33042 Buttrio (UD) Italy
Phone (39) 0432 518 111
Fax (39) 0432 673 177
www.dca.it
info@dca.it

DANIELI WORLDWIDE

ARGENTINA

Yerba Buena T4107GRS,
Tucumán
Tel. (54) 9351 5514390
service.argentina@danieli.com

CHINA

Room 2580, 25th floor
37 Maizidian street
Chaoyang District, Beijing
Phone (86) 0512 52267086
infodia@danieli.com

FRANCE

Tours Mercuriales
40 Rue Jean Jaurès
F-93176 Bagnolet Cedex
Tel. (33) 1.49722269
info@danieli-rotelec.fr

INDONESIA

Office 8 Building, 17th Floor SCBD Lot
28 Jl. Jenderal Sudirman Kav. 52-53
12190 Jakarta
Tel. (62) 21.29333750
service.indonesia@danieli.com

KSA

Silver Tower 6th floor
P.O. Box 4867
Al-Khobar 31952
Tel. (966) 3.8993145
info@ksa.danieli.com

SWEDEN

Nya Ägatan, 23
SE-77782 Smedjebacken
Tel. (46) 240.668500
mh@morgardshammar.se

THE NETHERLANDS

Rooswijkweg 291, 1951
ME Velsen-Noord
Tel. (31) (0) 251.500500
info@danieli-corus.com

UKRAINE

Glinky Street 2, Office 301
49000 Dnipropetrovs'k
Tel. (380) 56.7904301
info@ukraine.danieli.com

USA

114 Chesser Crane Road
Chelsea, AL 35043
Phone (1) 205.6787451
info@usa.danieli.com

AUSTRIA

Max Planck Strasse, 5
A - 9100 Völkermarkt
Tel. (43) 4232.51440.6101
info@austria.danieli.com

CROATIA

Vinez 601,
Labin 52220
Tel. (385) 52 884 130
info.hr@systec.danieli.com

GERMANY

Schifferstrasse 166
D-47059 Duisburg
Tel. (49) 203.98567000
info@germany.danieli.com

JAPAN

42F, Yokohama Landmark Tower
2-2-1, Minatomirai, Nishi-ku
Yokohama-City 20-8142
Tel. (81) 45.651.7077
info@japan.danieli.com

MEXICO

C. Padre Mier 1545, Of. 502,
Obispado, 64040 Monterrey,
Nuevo Leon
+52 81.83781056
info@mexico.danieli.com

TAIWAN

26F-1, No. 31
Hai-Bian Road
Kaohsiung City, Taiwan 802
Tel. (886) 7.3358655
info@taiwan.danieli.com

TURKEY

1. OSB Istiklal Mahallesi
1. Cadde No. 15
Beykoy - Duzce
Tel. (90) 3805537110
info@turkey.danieli.com

UNITED KINGDOM

4 Ignite, Magna Way
Rotherham S60 1FD
Tel. (44) 1709.724300
info@uk.danieli.com

VIETNAM

Lot A4b Industrial Park
Tan Thuan EPZ (E-Office Park)
Tan Thuan Dong Ward, District 7
Ho Chi Minh City
Tel. (84) 28.37929400
info@vietnam.danieli.com

BRAZIL

Rod. Raimundo Antunes Soares, 2289
CEP 18115-120 Votorantim São Paulo
Tel. (55) 11.39953150
info@brazil.danieli.com

EGYPT

Millennium Building, No.69, Sect 1
5th Settlement 11835 New Cairo
Tel. (202) 2.8133698
info@egypt.danieli.com

INDIA

Technopolis Building
Plot 4, Block - BP, 5th Floor
Wing - B, Sector - V, Salt Lake
700 091 Kolkata - West Bengal
Phone (91) 33.39847777
info@india.danieli.com

KOREA

602 6th Fl., Yeondang Bldg., 439
Teheran-Ro, Gangnam-Gu,
06158 Seoul
Tel. (82) 2.5626622
info@korea.danieli.com

SPAIN

Poligono Sondikalde
Calle Portu Bidea, 2
48150 Sondika - Vizcaya
Tel. (34) 94.4872800
info@spain.danieli.com

THAILAND

Land Plot N. K11
The Eastern Seaboard Ind. Estate
Tambol Pluakdaeng, Amphur
Pluakdaeng, 21140 Rayong
Tel. (66) 38.929000
info@thailand.danieli.com

UAE

Late Ahmed Masood building
Office 1102, 11th floor Nadja Street,
Abu Dhabi
Tel. (971) 0 6749 619
service.uae@danieli.com

USA

600 Cranberry Woods Drive
Suite 200
Cranberry Township, PA 16066
Tel. (1) 724.7785400
info@usa.danieli.com